



Oracle Service Cloud

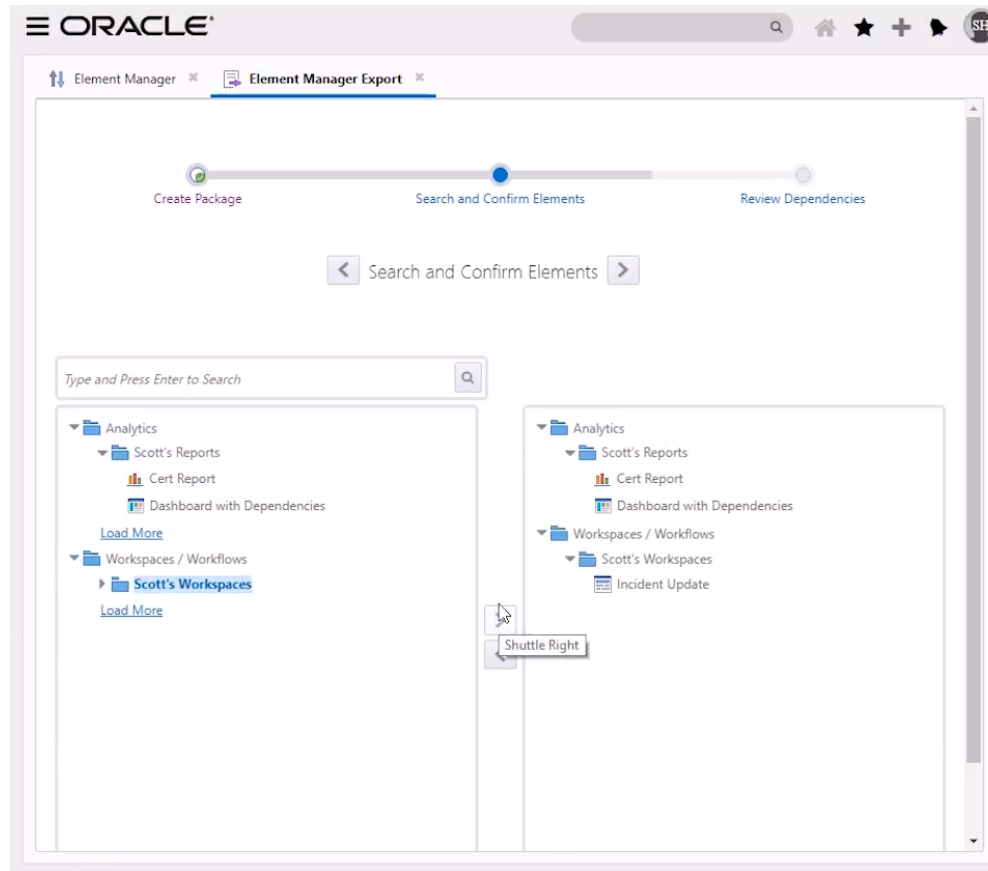
Element Manager – Release 17 D

Nov 2017

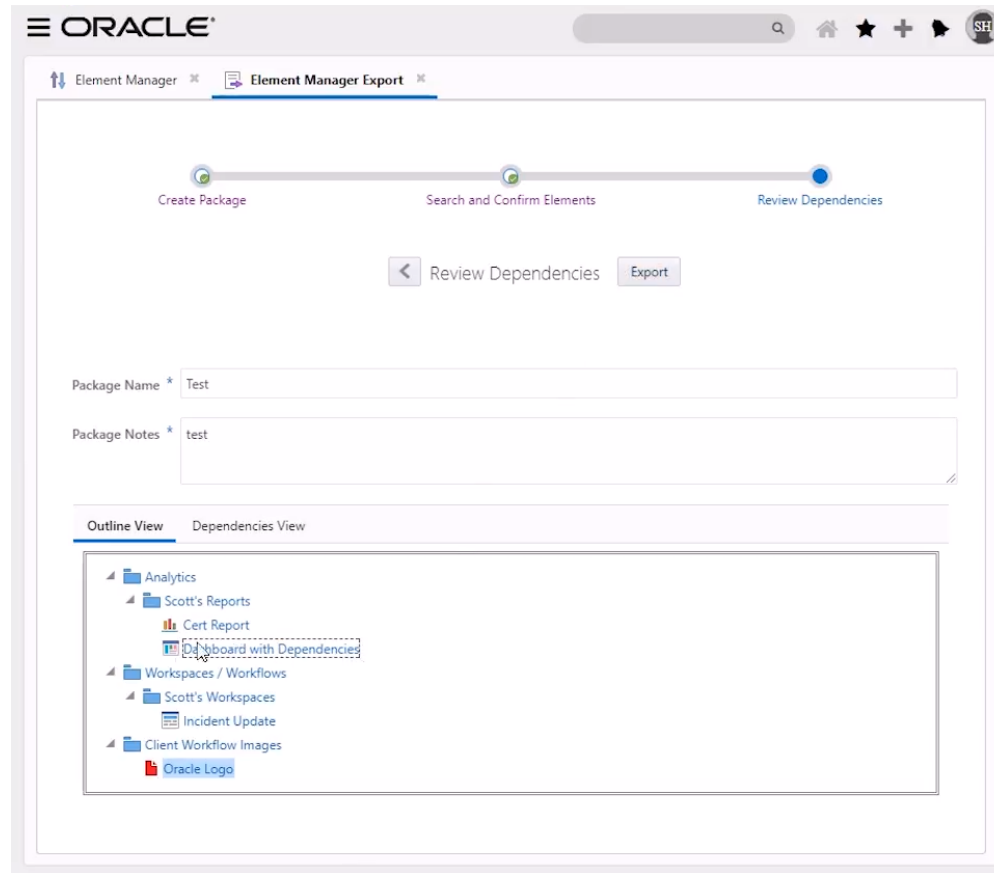
Oracle Service Cloud – Element Manager

The screenshot displays the Oracle Service Cloud Element Manager interface. At the top, the Oracle logo is visible on the left, and a search bar, home icon, star icon, plus icon, and user profile icon (labeled 'SH') are on the right. Below the header, there are two tabs: 'Element Manager' and 'Element Manager Export'. The 'Element Manager Export' tab is active. The main content area features a progress bar with three steps: 'Create Package' (indicated by a blue dot), 'Search and Confirm Elements' (indicated by a grey dot), and 'Review Dependencies' (indicated by a grey dot). Below the progress bar, there is a 'Create Package' button with a right-pointing arrow. A message below the button reads: 'Please click 'Search and Confirm Elements' to go to the next step in the wizard'. Below this message, there are two input fields: 'Package Name *' with the text 'Tes' entered, and 'Package Notes *' which is empty.

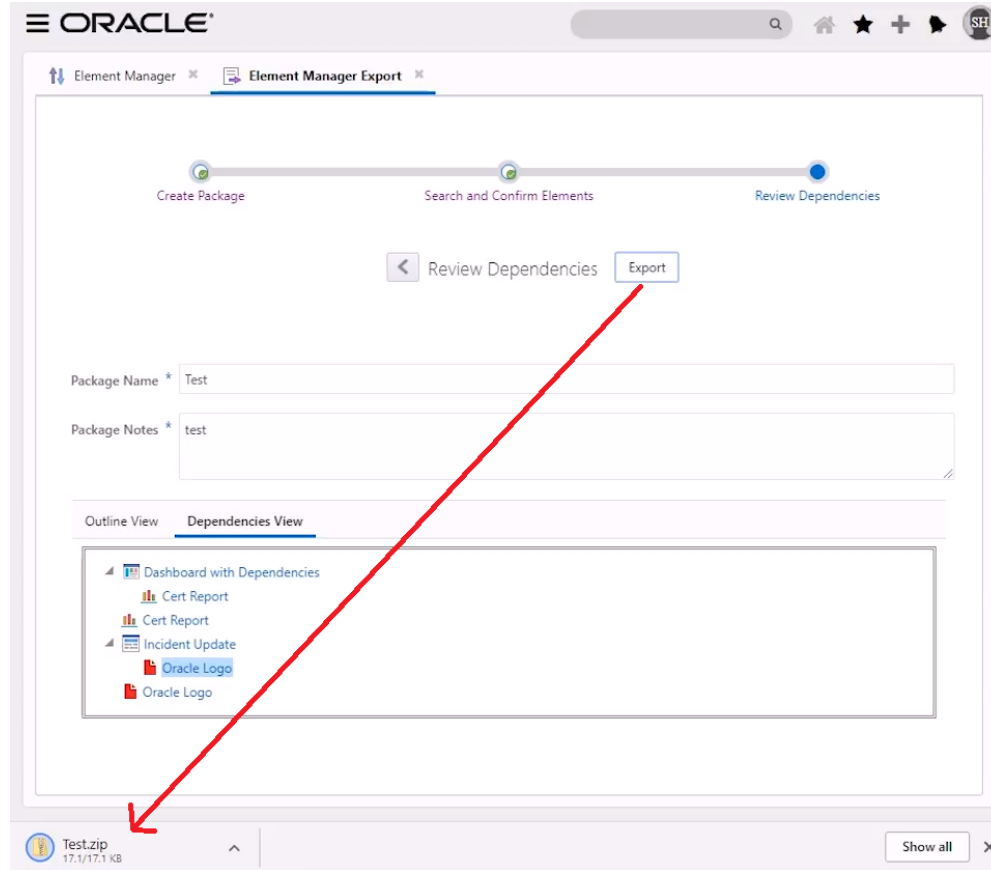
Oracle Service Cloud – Element Manager




Oracle Service Cloud – Element Manager



Oracle Service Cloud – Element Manager



Oracle Service Cloud – Element Manager



Oracle Service Cloud – Element Manager

The screenshot shows the Oracle Service Cloud Element Manager Import wizard. The interface includes a progress bar with five steps: Upload Package, Validate Package, Assign Profiles, Stage Package, and Deploy Package. The 'Upload Package' step is currently active. Below the progress bar, there is a 'Please click 'Validate Package' to go to the next step in the wizard' message. A 'Select import file:' section contains a 'Choose File' button and the text 'No file chosen'. At the bottom, there are two sections: 'Active Imports' and 'Previous Imports', each with a table header and a 'No data to display.' message.

ORACLE

Element Manager Element Manager Import

Upload Package Validate Package Assign Profiles Stage Package Deploy Package

Upload Package >

Please click 'Validate Package' to go to the next step in the wizard

Select import file: Choose File No file chosen

Active Imports

Import Date	Package Name	Created By	Status	Action
No data to display.				

Previous Imports

Import Date	Package Name	Created By	Status
No data to display.			

Oracle Service Cloud – Element Manager

The screenshot shows the Oracle Service Cloud Element Manager interface. At the top, there's a navigation bar with the Oracle logo and a search bar. Below it, there are two tabs: 'Element Manager' and 'Element Manager Import'. The 'Element Manager Import' tab is active. A progress bar shows five steps: 'Upload Package', 'Validate Package' (current step), 'Assign Profiles', 'Stage Package', and 'Deploy Package'. Below the progress bar, there's a 'Validate Package' button with left and right arrows. A message box states: 'Package was successfully validated. Press the "Next" button to proceed.' Below this, there's a table with the following data:

Type	Imported Folder	File Name	Status	Message
Report	Scott's Reports	Cert Report	✓	Success
Dashboard	Scott's Reports	Dashboard with Dependencies	✓	Success
Workspace	Scott's Workspaces	Incident Update	✓	Success
WorkflowImage		Oracle Logo	✓	Success

Oracle Service Cloud – Element Manager

The screenshot displays the Oracle Service Cloud Element Manager interface. At the top, the Oracle logo is visible. Below it, the 'Element Manager' and 'Element Manager Import' tabs are shown. The main workflow consists of five steps: Upload Package, Validate Package, Assign Profiles, Stage Package (currently active), and Deploy Package. A 'Stage Package' button is located below the workflow. The 'Importing Element Set' section shows 'Test.zip' as the imported file. A message indicates that 0 items out of 4 are staged, and the process may take some time. A table below lists the imported items:

Type	Imported Folder	File Name	Status
Report	Scott's Reports	Cert Report	⌛
Dashboard	Scott's Reports	Dashboard with Dependencies	⌛
Workspace	Scott's Workspaces	Incident Update	⌛
WorkflowImage		Oracle Logo	⌛